

PRAYER IDEAS  
FOR  
UNDER 5S



## ABOUT

In an attempt to raise the profile of the National Month of Prayer for Toddler groups in our Diocese, I decided to post an idea for praying creatively with under 5's on social medial every day in June 2016.

Pre-schoolers are in the process of learning how to develop relationships, so it's super important that we encourage them to build and develop their relationship with God. Thinking of 30 prayer ideas wasn't a problem, however cramming the description into 140 characters for Twitter was a bit of a challenge! As we came towards the end of the month, I had lots of people asking if they could access the ideas as a list somewhere, and I was conscious that some people haven't yet taken the plunge into the crazy world of social media, so here is a little booklet which contains the 30 suggestions for you to use with your little ones. I hope you find these useful and enjoy experiencing how the children respond to these creative opportunities to communicate with God!

Blessings

**Sarah Earnshaw**

**Diocesan Under 5's Adviser**

[sarah.earnshaw@blackburn.anglican.org](mailto:sarah.earnshaw@blackburn.anglican.org)





Taste a variety of sweet fruits. Afterwards say: "Thank you God for giving us good things."



Draw in sand some of the things you want to say sorry for. Smooth it away and say "Amen".



Build a den or prayer tent to create a quiet space where your toddlers can go to spend time with God.



Darken the room. Switch on a torch/battery operated tea light. Thank God for Jesus, the light of the world.



Tell God things you're worried about. Blow bubbles and give the worries to God as they pop or float away.



Wrap treats and hide them in shredded paper. Each pull one out and thank God for all His gifts to us.







Stick plasters on a doll or teddy to represent people who are poorly. Ask God to make those people better.



Give thanks for all the reasons you have to celebrate. Blow some party blowers together and say "Amen".




Draw prayers on paper squares then fold in the corners. Float the paper on water to see the prayers released.



Mould your favourite food with a lump of play dough. Thank God for the food we have to eat.



Blow feathers in the air and see them float down. Give thanks for the Holy Spirit that came on wind and fire.



Create static on a balloon and each stick a square of tissue paper to it. Thank God for always being close.






Sprinkle heart confetti on a map of the world as you pray for people in other countries.



Bat balloons around to music. Stop and give thanks for things the same colour as the balloon you're holding.



Draw things you've done wrong on the ground outside with chalk. Say sorry and wash the pictures away with water.



Make something from your imagination with pipe cleaners/tin foil. Thank God for the gift of creativity.



Draw someone on a paper doll that you want God to bless. Hang them up and remember to pray for them.



Cover everyone with a parachute by sitting under it and tucking it round. Thank God for His protection.






Light candles for a number of things you are thankful for. Blow the candles out together and say "Amen".



Clean some dirty pennies in a pot with vinegar and salt. Thank God for His forgiveness which makes us new.



Make fingerprint pictures. Look at everyone's unique print and thank God for making us all special.



Draw prayers on squares of paper then roll them up to make straw rockets. Shoot the rockets and say "Amen".



Separate Oreo cookies. Look at the dark side and the light. Thank God for providing light in the darkness.




Toss a beach ball around. Pray for each person that catches the ball. Make sure everyone is included.





Give everyone a brick to build a tower. As each child adds their brick invite them to ask God for something.



Spend time quietly listening to the sound of the sea in a shell. Ask God to help us listen to Him.



Take your shoes off and examine them carefully, inside and out. Ask God to guide us on our journeys.



Give everyone a zip, or find zips on coats and cardigans. Thank God for bringing friends together as you zip the zips up!



Hang raindrop shaped card on an umbrella. Ask God to bring joy to sad situations. Draw a smiley face on the raindrops.



Take a prayer walk. Find some of God's amazing creations and give him the praise!

THE BLACKBURN  
DIOCESAN BOARD  
OF EDUCATION

[www.bdeducation.org.uk](http://www.bdeducation.org.uk)  
[children@blackburn.anglican.org](mailto:children@blackburn.anglican.org)  
01254 503405



@BDBofE



BDBE Inspire